



---

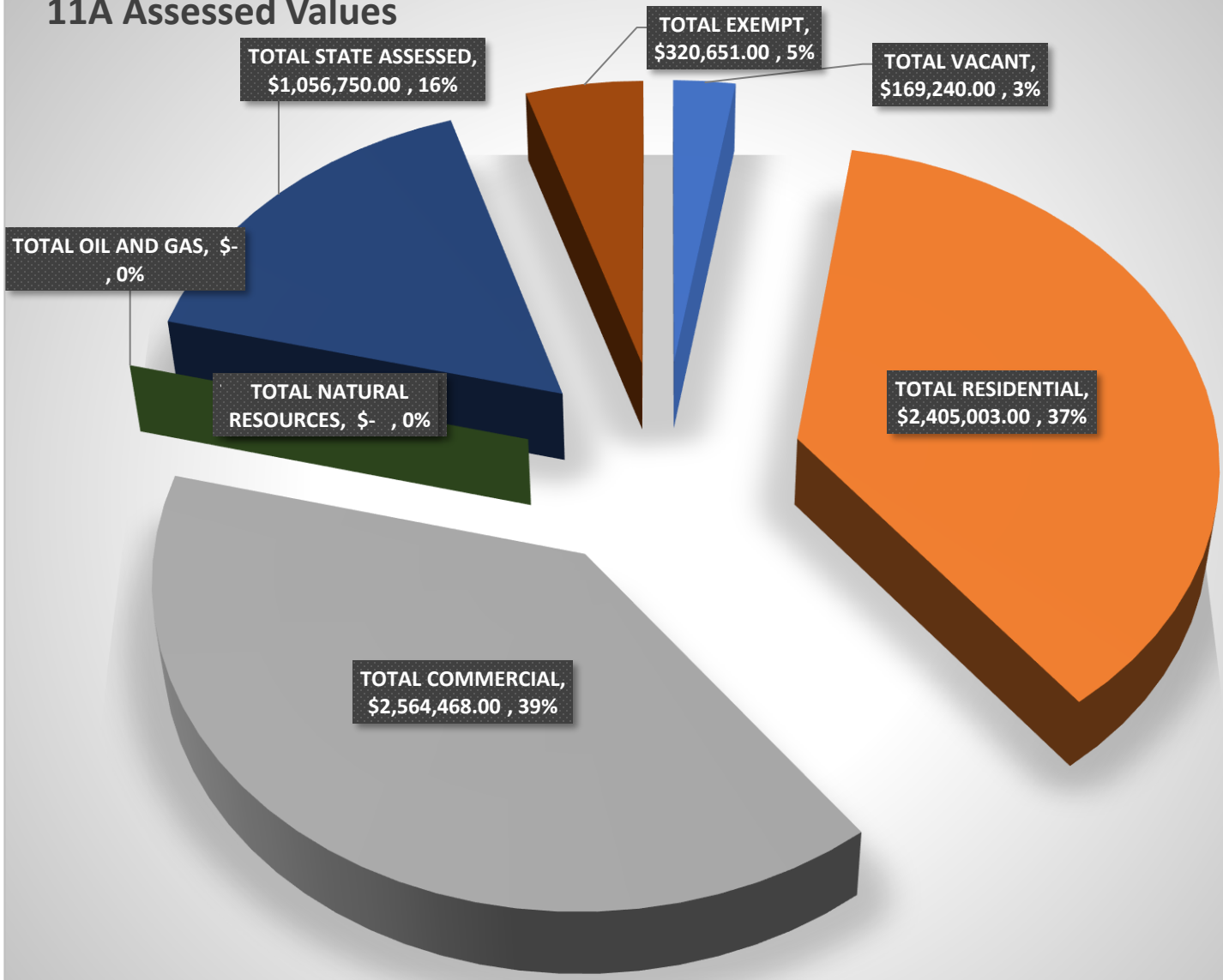
# JACKSON COUNTY 2020 ASSESSED VALUES

---

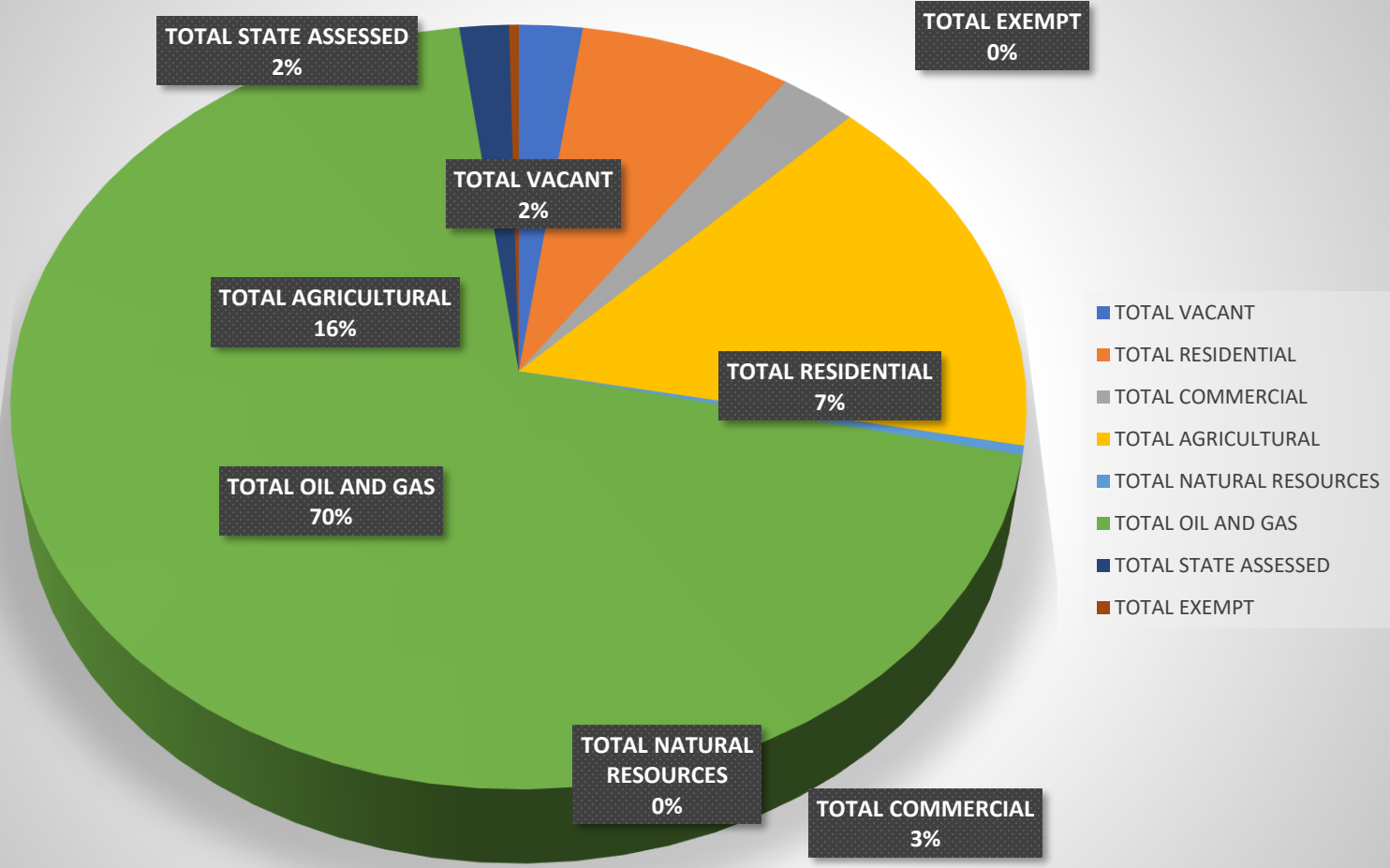
COUNTY BOARD OF EQUALIZATION REPORT

	11A		19A		19B		ALL DISTRICTS	
	ASSESSED	ACTUAL	ASSESSED	ACTUAL	ASSESSED	ACTUAL	ASSESSED	ACTUAL
<b>TOTAL VACANT</b>	\$ 169,240.00	\$ 583,583.00	\$ 2,128,877.00	\$ 7,340,960.00	\$ 57,260.00	\$ 197,452.00	\$ 2,355,377.00	\$ 8,121,995.00
<b>TOTAL RESIDENTIAL</b>	\$ 2,405,003.00	\$ 33,635,474.00	\$ 7,120,282.00	\$ 99,582,917.00	\$ 277,769.00	\$ 3,788,483.00	\$ 9,803,054.00	\$ 137,006,874.00
<b>TOTAL COMMERCIAL</b>	\$ 2,564,468.00	\$ 8,843,043.00	\$ 2,590,710.00	\$ 8,933,488.00	\$ 1,879,058.00	\$ 6,479,525.00	\$ 7,034,236.00	\$ 24,256,056.00
<b>TOTAL AGRICULTURAL</b>	\$ -	\$ -	\$ 15,178,463.00	\$ 75,561,126.00	\$ 23,185.00	\$ 79,945.00	\$ 15,201,648.00	\$ 75,641,071.00
<b>TOTAL NATURAL RESOURCES</b>	\$ -	\$ -	\$ 378,441.00	\$ 1,305,112.00	\$ -	\$ -	\$ 378,441.00	\$ 1,305,112.00
<b>TOTAL OIL AND GAS</b>	\$ -	\$ -	\$ 66,823,918.00	\$ 79,068,748.00	\$ 2,427,820.00	\$ 6,009,219.00	\$ 69,251,738.00	\$ 85,077,967.00
<b>TOTAL STATE ASSESSED</b>	\$ 1,056,750.00	\$ 3,643,955.00	\$ 1,654,620.00	\$ 5,705,580.00	\$ 1,006,580.00	\$ 3,470,967.00	\$ 3,717,950.00	\$ 12,820,502.00
<b>TOTAL EXEMPT</b>	\$ 320,651.00	\$ 1,085,188.00	\$ 321,885.00	\$ 1,175,293.00	\$ 5,332.00	\$ 18,386.00	\$ 647,868.00	\$ 2,278,867.00
<b>TOTALS</b>	\$ 6,516,112.00	\$ 47,791,243.00	\$ 96,197,196.00	\$ 278,673,224.00	\$ 5,677,004.00	\$ 20,043,977.00	\$ 108,390,312.00	\$ 346,508,444.00
<b>GRAND TOTAL ASSESSED</b>	\$ 108,390,312.00							
<b>GRAND TOTAL ACTUAL</b>	\$ 346,508,444.00							

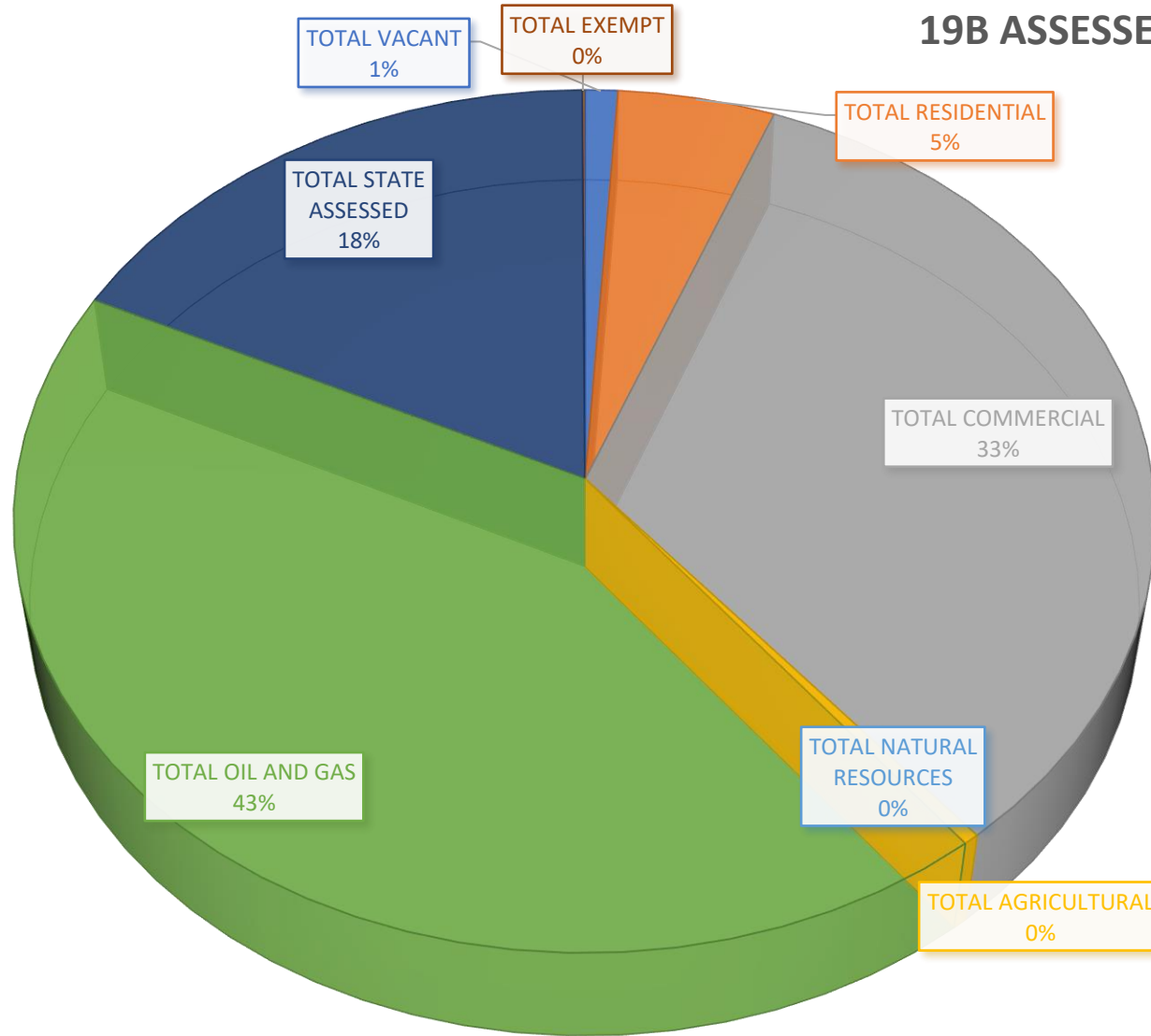
# 11A Assessed Values



# 19A ASSESSED VALUES



# 19B ASSESSED



# 2020 ASSESSED

